



Equality & Health Impact Assessment (EqHIA)

Document control

Title of activity:	Lift Replacement at: - Dryden Towers Kipling Towers Edinburgh House Elizabeth House Mountbatten House Victoria House
Lead officer:	James Johnson: Senior Project Manager
Approved by:	TBA
Date completed:	26 March 2023
Scheduled date for review:	

Did you seek advice from the Corporate Policy & Diversity team?	Yes
Did you seek advice from the Public Health team?	No
Does the EqHIA contain any confidential or exempt information that would prevent you publishing it on the Council's website?	No

1. Equality & Health Impact Assessment Checklist

About your activity

1	Title of activity	Lift Replacement at: - Dryden Towers Kipling Towers Edinburgh House Elizabeth House Mountbatten House Victoria House		
2	Type of activity	<ol style="list-style-type: none"> 1. Removal of existing redundant equipment. 2. Refurbishment of the existing lifts and associated works. 3. Builders works to create new lift door openings so that both lifts in each block open onto every floor. 4. One of the lifts in each block to be made into a fire-fighting lift. 5. UPSs to be provided as secondary power supply to the firefighting lifts. 		
3	Scope of activity	Replacement of lifts due to: - <ol style="list-style-type: none"> 1. Frequency of breakdowns 2. Records of condition indicating that they are old and due for replacement/extensive refurbishment. 		
4a	Are you changing, introducing a new, or removing a service, policy, strategy or function?	Yes / No	If the answer to <u>any</u> of these questions is 'YES', please continue to question 5.	If the answer to <u>all</u> of the questions (4a, 4b & 4c) is 'NO', please go to question 6.
4b	Does this activity have the potential to impact (either positively or negatively) upon people (9 protected characteristics)?	Yes		
4c	Does the activity have the potential to impact (either positively or negatively) upon any factors which determine people's health and wellbeing?	Yes / No		
5	If you answered YES:	Please complete the EqHIA in Section 2 of this document. Please see Appendix 1 for Guidance.		

6	If you answered NO:	N/A
---	---------------------	-----

Completed by:	James Johnson – Senior Project Manager
Date:	26 March 2024

2. The EqHIA – How will the strategy, policy, plan, procedure and/or service impact on people?

Background/context:
<ol style="list-style-type: none"> 1. The comments below apply to each of the six blocks. 2. During the works one of the lifts will be out of service. As the existing lifts only stop at odd numbered or even numbered floors (i.e. every other floor) then during the work to replace the first of the two lifts some people will have to walk to the next floor in order to use the lift. 3. During the works there will be some dust and noise. <p style="text-align: right;"><i>*Expand box as required</i></p> <ol style="list-style-type: none"> 1. The pairs of lifts at Edinburgh House, Elizabeth House, Mountbatten House, Victoria House, Dryden Towers and Kipling Towers are all old, are becoming difficult to maintain and are experiencing more frequent and longer periods of downtime due to breakdown. Some of the technology in the installations is now obsolete and the software no longer supported. <ol style="list-style-type: none"> a. The lifts at Edinburgh House, Elizabeth House, Mountbatten House and Victoria House were new when the buildings were constructed in 1967 and were partially upgraded in the years between 1997 and 2001. b. The lifts at Dryden Towers and Kipling Towers were new when the buildings were constructed in 1968 and were partially upgraded in 1995. 2. Replacement of the lifts will improve compliance with current regulations (as far as practicable) and serviceability by utilising well-engineered, good quality components, which are fully open protocol and suitable for their environment. 3. Each block has one lift serving odd numbered floors and one serving even numbered floors. This arrangement is not suitable to comply with modern fire safety standards and does not cater well for the disabled if, on occasion, one lift breaks down. Replacement will include making both lifts in each block stop at every floor. 4. Where it is not detrimental to the design life, and possible, some of the existing components will be retained and refurbished as part of the works. 5. The life expectancy of the refurbished lifts would be expected to be 25 years, subject to the quality of maintenance and their correct usage during this time. 6. A lift engineering consultant was appointed to design and specify the works. They will be retained to manage the contract when a contractor has been appointed.

Who will be affected by the activity?
<p>People that live in or visit the blocks.</p> <p style="text-align: right;"><i>*Expand box as required</i></p>

Protected Characteristic - Age: Consider the full range of age groups							
Please tick (✓) the relevant box:	Overall impact: There are two lifts in each block and during the works one will be out of action. This will mean that when the first lift is being worked on some residents will have to walk to another floor in order to use the lift. We will assess any special needs that the residents have and ensure they are not disadvantaged during the works.						
<table border="1" style="width: 100%;"> <tr> <td style="width: 80%;">Positive</td> <td style="width: 20%;"></td> </tr> <tr> <td>Neutral</td> <td></td> </tr> <tr> <td>Negative</td> <td style="text-align: center;">✓</td> </tr> </table>	Positive		Neutral		Negative	✓	<p style="text-align: right;"><i>*Expand box as required</i></p>
Positive							
Neutral							
Negative	✓						
Evidence: <ol style="list-style-type: none"> 1. Resident consultation 2. The vulnerable resident list. <p style="text-align: right;"><i>*Expand box as required</i></p>							
Sources used: N/A							
<p style="text-align: right;"><i>*Expand box as required</i></p>							

Protected Characteristic - Disability: Consider the full range of disabilities; including physical mental, sensory and progressive conditions					
Please tick (✓) the relevant box:	Overall impact: There are two lifts in each block and during the works one will be out of action. This will mean that when the first lift is being worked on some residents will have to walk to another floor in order to use the lift. We will assess any special needs that the residents have and ensure they are not disadvantaged during the works.				
<table border="1" style="width: 100%;"> <tr> <td style="width: 80%;">Positive</td> <td style="width: 20%;"></td> </tr> <tr> <td>Neutral</td> <td></td> </tr> </table>	Positive		Neutral		
Positive					
Neutral					

Negative	<input checked="" type="checkbox"/>	<i>*Expand box as required</i>
Evidence:		
<ol style="list-style-type: none"> 1. Resident consultation 2. The vulnerable resident list. 		
<i>*Expand box as required</i>		
Sources used:		
N/A		
<i>*Expand box as required</i>		

Protected Characteristic - Sex/gender: Consider both men and women		
<i>Please tick (✓) the relevant box:</i>		Overall impact: The works envisaged will be to General Needs Housing estates and should be neutral with regards impact by sex/gender.
Positive	<input type="checkbox"/>	
Neutral	<input checked="" type="checkbox"/>	
Negative	<input type="checkbox"/>	
		<i>*Expand box as required</i>
Evidence:		
N/A		
		<i>*Expand box as required</i>
Sources used:		
N/A		
		<i>*Expand box as required</i>

Protected Characteristic - Ethnicity/race: Consider the impact on different ethnic groups and nationalities		
<i>Please tick (✓) the relevant box:</i>		Overall impact:
Positive	<input type="checkbox"/>	

Neutral	<input checked="" type="checkbox"/>	The works envisaged will be to General Needs Housing estates and should be neutral with regards impact by ethnicity/race.
Negative	<input type="checkbox"/>	
<i>*Expand box as required</i>		
Evidence:		
N/A		
<i>*Expand box as required</i>		
Sources used:		
N/A		
<i>*Expand box as required</i>		

Protected Characteristic - Religion/faith: Consider people from different religions or beliefs including those with no religion or belief		
<i>Please tick (✓) the relevant box:</i>		Overall impact: The works envisaged will be to General Needs Housing estates and should be neutral with regards impact by religion/faith.
Positive	<input type="checkbox"/>	
Neutral	<input checked="" type="checkbox"/>	
Negative	<input type="checkbox"/>	
<i>*Expand box as required</i>		
Evidence:		
N/A		
<i>*Expand box as required</i>		
Sources used:		
N/A		
<i>*Expand box as required</i>		

Protected Characteristic - Sexual orientation: Consider people who are heterosexual, lesbian, gay or bisexual

<i>Please tick (✓) the relevant box:</i>		Overall impact: The works envisaged will be to General Needs Housing estates and should be neutral with regards impact by sexual orientation. <i>*Expand box as required</i>
Positive	<input type="checkbox"/>	
Neutral	<input checked="" type="checkbox"/>	
Negative	<input type="checkbox"/>	
Evidence: N/A <i>*Expand box as required</i>		
Sources used: N/A <i>*Expand box as required</i>		

Protected Characteristic - Gender reassignment: Consider people who are seeking, undergoing or have received gender reassignment surgery, as well as people whose gender identity is different from their gender at birth		
<i>Please tick (✓) the relevant box:</i>		Overall impact: The works envisaged will be to General Needs Housing estates and should be neutral with regards impact on gender reassignment. <i>*Expand box as required</i>
Positive	<input type="checkbox"/>	
Neutral	<input checked="" type="checkbox"/>	
Negative	<input type="checkbox"/>	
Evidence: N/A <i>*Expand box as required</i>		
Sources used: N/A <i>*Expand box as required</i>		

Protected Characteristic - Marriage/civil partnership: Consider people in a marriage or civil partnership

<i>Please tick (✓) the relevant box:</i>		Overall impact: The works envisaged will be to General Needs Housing estates and should be neutral with regards impact on marriage/civil partnership. <i>*Expand box as required</i>
Positive	<input type="checkbox"/>	
Neutral	<input checked="" type="checkbox"/>	
Negative	<input type="checkbox"/>	

Evidence:

N/A

**Expand box as required*

Sources used:

N/A

**Expand box as required*

Protected Characteristic - Pregnancy, maternity and paternity: Consider those who are pregnant and those who are undertaking maternity or paternity leave

<i>Please tick (✓) the relevant box:</i>		Overall impact: The works envisaged will be to General Needs Housing estates and should be neutral with regards impact on pregnancy. <i>*Expand box as required</i>
Positive	<input type="checkbox"/>	
Neutral	<input checked="" type="checkbox"/>	
Negative	<input type="checkbox"/>	

Evidence:

N/A

**Expand box as required*

Sources used:

N/A

**Expand box as required*

Socio-economic status: Consider those who are from low income or financially excluded backgrounds

<i>Please tick (✓) the relevant box:</i>		Overall impact: The works envisaged will be to General Needs Housing estates and should be neutral with regards impact on socio-economic status.
Positive	<input type="checkbox"/>	
Neutral	<input checked="" type="checkbox"/>	
Negative	<input type="checkbox"/>	

**Expand box as required*

Evidence:

N/A

**Expand box as required*

Sources used:

N/A

**Expand box as required*

Health & Wellbeing Impact: Consider both short and long-term impacts of the activity on a person's physical and mental health, particularly for disadvantaged, vulnerable or at-risk groups. Can health and wellbeing be positively promoted through this activity? Please use the Health and Wellbeing Impact Tool in Appendix 2 to help you answer this question.




<i>Please tick (✓) all the relevant boxes that apply:</i>		Overall impact: The Construction (Design and Management) Regulations will apply to these works. These regulations require health and safety risks to be properly managed. Risk assessments will be undertaken and measures implemented in order to comply with these regulations. During the works there will be some inconvenience, mostly dust and noise. The residents will be consulted and measures will be taken to ensure these issues are managed so that there are no unreasonably negative impacts.
Positive	<input type="checkbox"/>	
Neutral	<input type="checkbox"/>	
Negative	<input checked="" type="checkbox"/>	

	<p>After the works have been completed the lifts will be better than they were previously as both lifts in each block will stop at all floors.</p>
<p>Evidence:</p> <ol style="list-style-type: none"> 1. Resident consultation 2. The vulnerable resident list. <p style="text-align: right;"><i>*Expand box as required</i></p>	
<p>Sources used:</p> <p>N/A</p> <p style="text-align: right;"><i>*Expand box as required</i></p>	

3. Outcome of the Assessment

The EqHIA assessment is intended to be used as an improvement tool to make sure the activity maximises the positive impacts and eliminates or minimises the negative impacts. The possible outcomes of the assessment are listed below and what the next steps to take are:

Please tick (✓) what the overall outcome of your assessment was:

	1. The EqHIA identified <u>no significant concerns</u> OR the identified <u>negative concerns</u> have already been <u>addressed</u>		Proceed with implementation of your activity
	2. The EqHIA identified some <u>negative impact</u> which still needs to be <u>addressed</u>		COMPLETE SECTION 4: Complete action plan and finalise the EqHIA
	3. The EqHIA identified some <u>major concerns</u> and showed that it is <u>impossible to diminish negative impacts</u> from the activity to an acceptable or even lawful level		Stop and remove the activity or revise the activity thoroughly . Complete an EqHIA on the revised proposal.

4. Action Plan

The real value of completing an EqHIA comes from the identifying the actions that can be taken to eliminate/minimise negative impacts and enhance/optimize positive impacts. In this section you should list the specific actions that set out how you will address any negative equality and health & wellbeing impacts you have identified in this assessment. Please ensure that your action plan is: more than just a list of proposals and good intentions; sets ambitious yet achievable outcomes and timescales; and is clear about resource implications.

Protected characteristic / health & wellbeing impact	Identified Negative or Positive impact	Recommended actions to mitigate Negative impact* or further promote Positive impact	Outcomes and monitoring**	Timescale	Lead officer
ALL		<ol style="list-style-type: none"> 1. Resident consultation 2. The vulnerable resident list. 	Action will depend on the findings from the resident consultation and review of the vulnerable residents list.	Prior to the commencement of works on site.	

Add further rows as necessary

* You should include details of any future consultations and any actions to be undertaken to mitigate negative impacts

** Monitoring: You should state how the impact (positive or negative) will be monitored; what outcome measures will be used; the known (or likely) data source for outcome measurements; how regularly it will be monitored; and who will be monitoring it (if this is different from the lead officer).

5. Review

In this section you should identify how frequently the EqHIA will be reviewed; the date for next review; and who will be reviewing it.

Review:

Scheduled date of review:

Lead Officer conducting the review: TBA

**Expand box as required*

Please submit the completed form via e-mail to EqHIA@havering.gov.uk thank you.

Appendix 1. Guidance on Undertaking an EqHIA

This Guidance can be deleted prior to publication.

What is it?

The Equality & Health Impact Assessment (EqHIA) is a tool to ensure that your activity meets the needs of individuals and groups that use your service, whilst at the same time ensuring a person's chance of leading a healthy life is the same wherever they live and whoever they are. We want to ensure that the activities of the Council are 'fit for purpose' and meet the needs of Havering's increasingly diverse communities and employees. This robust and systematic EqHIA process ensures that any potential detrimental effects or discrimination is identified, removed, or mitigated and positive impacts are enhanced.

When to Assess:

An EqHIA should be carried out when you are changing, removing or introducing a new service, policy, strategy or function; for simplicity, these are referred to as an "activity" throughout this document. It is best to conduct the assessment as early as possible in the decision-making process.

Guidance: Equality & Health Impact Assessment Checklist

The Checklist in Section 1 asks the key questions,

4a) Are you changing, introducing a new, or removing a service, policy, strategy or function?

4b) Does this activity (policy/strategy/service/decision) have the potential to impact (either positively or negatively) upon people (9 protected characteristics)?

4c) Does this activity (policy/strategy/service/decision) have the potential to impact (either positively or negatively) upon any factors which determine people's health and wellbeing?

- If the answer to ANY of the questions 4a, 4b or 4c of the Checklist is 'YES' then you must carry out an assessment. e.g. Proposed changes to Contact Centre Opening Hours
'YES' = you need to carry out an EqHIA
- If the answer to ALL of the questions, 4a or 4b of the Checklist is NO, then you do not need to carry out an EqHIA assessment. e.g. Quarterly Performance Report
'NO' = you DO NOT need to carry out an EqHIA. Please provide a clear explanation as to why you consider an EqHIA is not required for your activity.

Using the Checklist

The assessment should take into account all the potential impacts of the proposed activity, be it a major financial decision, or a seemingly simple policy change. Considering and completing this EqHIA will ensure that all Council plans, strategies, policies, procedures, services or other activity comply with relevant statutory obligations and responsibilities. In particular it helps the Council to meet its legal obligation under the [Equality Act 2010 and the Public Sector Equality Duty](#) and its public health duties under the [Health and Social Care Act 2012](#).

Having Due Regard

To have due regard means that in making decisions and in its other day-to-day activities, the Council must consciously consider the need to:

- Eliminate unlawful discrimination, harassment and victimisation
- Advance equality of opportunity between different groups
- Foster good relations between different groups
- Reduce inequalities in health outcomes

Combining Equality and Health Impact Assessment:

[Equality Impact Assessments \(EIAs\)](#) provide a systematic way of ensuring that legal obligations are met. They assess whether a proposed policy, procedure, service change or plan will affect people different on the basis of their 'protected characteristics' and if it will affect their human rights. Currently there are **nine protected characteristics** (previously known as 'equality groups' or 'equality strands'): age, disability, sex/gender, ethnicity/race, religion/faith, sexual orientation, gender reassignment, marriage/civil partnership, and pregnancy/ maternity/paternity.

An activity does not need to impact on all 9 protected characteristics – impacting on just one is sufficient justification to complete an EqHIA.

[Health Impact Assessments \(HIAs\)](#) consider the potential impact of any change or amendment to a policy, service, plan, procedure or programme on the health and wellbeing of the population. HIAs help identify how people may be affected differently on the basis of where they live and potential impacts on health inequalities and health equity by assessing the distribution of potential effects within the population, particularly within vulnerable groups. 'Health' is not restricted to medical conditions, or the provision of health services, but rather encompasses the wide range of influences on people's health and wellbeing. This includes, but is not limited to, experience of discrimination, access to transport, housing, education, employment - known as the 'wider determinants of health'.

This [Equality and Health Impact Assessment \(EqHIA\)](#) brings together both impact assessments into a single tool which will result in a set of recommendations to eliminate discrimination and inequality; enhance potential positive impacts and mitigate where possible for negative impacts. In conducting this EqHIA you will need to assess the impact (positive, neutral or negative) of your activity on individuals and groups with **protected characteristics** (this includes staff delivering your activity), **socio-economic status** and **health & wellbeing**. Guidance on what to include in each section is given on the next pages.

Guidance: What to include in background/context

In this section you will need to add the background/context of your activity, i.e. what is the activity intending to do, and why?

Make sure you include the scope and intended outcomes of the activity being assessed; and highlight any proposed changes. Please include a brief rationale for your activity and any supporting evidence for the proposal. Some questions to consider:

- What is the aim, objectives and intended outcomes?
- How does this activity meet the needs of the local population?
- Has this activity been implemented in another area? What were the outcomes?
- Is this activity being implemented as per best practice guidelines?
- Who were the key stakeholders in this activity?

*Note that the boxes will expand as required

Guidance: Who will be affected by the activity?

The people who will be affected may be

Residents: pay particular attention to vulnerable groups in the population who may be affected by this activity

Businesses/ manufacturing / developers / small, medium or large enterprises

Employees: e.g. Council staff for an internal activity, other statutory or voluntary sector employees, local businesses and services

*Note that the boxes will expand as required

Guidance: What to include in assessing a Protected Characteristic e.g. AGE

Please tick (✓) the relevant box:

Positive

Neutral

Negative

Overall impact: In this section you will need to consider and note what impact your activity will have on individuals and groups (including staff) with protected characteristics based on the data and information you have. You should note whether this is a positive, neutral or negative impact.

It is essential that you note all negative impacts. This will demonstrate that you have paid 'due regard' to the Public Sector Equality Duty if your activity is challenged under the Equality Act.

*Note that the boxes will expand as required

Evidence: In this section you will need to document the evidence that you have used to assess the impact of your activity.

When assessing the impact, please consider and note how your activity contributes to the three aims of the Public Sector Equality Duty (PSED) as stated in the section above.

It is essential that you note the full impact of your activity, so you can demonstrate that you have fully considered the equality implications and have paid 'due regard' to the PSED should the Council be challenged.

- If you have identified a **positive impact**, please note this.
- If you think there is a **neutral impact** or the impact is not known, please provide a full reason why this is the case.
- If you have identified a **negative impact**, please note what steps you will take to mitigate this impact. If you are unable to take any mitigating steps, please provide a full reason why. All negative impacts that have mitigating actions must be recorded in the **Action Plan**.
- **Please ensure that appropriate consultation with affected parties has been undertaken and evidenced**

Sources used: In this section you should list all sources of the evidence you used to assess the impact of your activity. This can include:

- Service specific data
- Population, demographic and socio-economic data. Suggested sources include:
 - o Service user monitoring data that your service collects
 - o [Havering Data Intelligence Hub](#)
 - o [Office for National Statistics \(ONS\)](#)

If you do not have any relevant data, please provide the reason why.

*Note that the boxes will expand as required

Guidance: What to include in assessing Health & Wellbeing Impact:

Please tick (✓) all the relevant boxes that apply:

Positive

Neutral

Negative

Overall impact: In this section you will need to consider and note whether the proposal could have an overall impact on, or implications for, people's health and wellbeing or any factors which determine people's health.

How will the activity help address inequalities in health?

Include here a brief outline of what could be done to enhance the positive impacts and, where possible, mitigate for the negative impacts.

*Note that the boxes will expand as required

Do you consider that a more in-depth HIA is required as a result of this brief assessment? Please tick (✓) the relevant box

Yes No

Evidence: In this section you will need to outline in more detail how you came to your conclusions above:

- What is the nature of the impact?
- Is the impact **positive** or **negative**? It is possible for an activity to have **both positive and negative impacts**. Consider here whether people will be able to access the service being offered; improve or maintain healthy lifestyles; improve their opportunities for employment/income; whether and how it will affect the environment in which they live (housing, access to parks & green space); what the impact on the family, social support and community networks might be
- What can be done to mitigate the negative impacts and/or enhance the positive impacts?
- If you think there is a **neutral impact**, or the impact is not known, please provide a brief reason why this is the case.
- What is the likelihood of the impact? Will the impact(s) be in weeks, months or years? In some cases the short-term risks to health may be worth the longer term benefits.
- Will the proposal affect different groups of people in different ways? A proposal that is likely to benefit one section of the community may not benefit others and could lead to inequalities in health.

Please use the Health & Wellbeing Impact Tool in Appendix 2 as a guide/checklist to assess the potential wider determinants of health impacts.

This tool will help guide your thinking as to what factors affect people's health and wellbeing, such as social support, their housing conditions, access to transport, employment, education, crime and disorder and environmental factors. It is not an exhaustive list, merely a tool to guide your assessment; there may be other factors specific to your activity.

Some questions you may wish to ask include:

- Will the activity impact on people's ability to socialise, potentially leading to social isolation?
- Will the activity affect a person's income and/or have an effect on their housing status?
- Is the activity likely to cause the recipient of a service more or less stress?
- Will any change in the service take into account different needs, such as those with learning difficulties?
- Will the activity affect the health and wellbeing of persons not directly related to the service/activity, such as carers, family members, other residents living nearby?
- If there is a short-term negative effect, what will be done to minimise the impact as much as possible?

- Are the longer-term impacts positive or negative? What will be done to either promote the positive effects or minimise the negative effects?
- Do the longer term positive outcomes outweigh the short term impacts?

*Note that the boxes will expand as required

Sources used: In this section you should list all sources of the evidence you used to assess the impact of your activity. This could include, e.g.:

Information on the population affected

- Routinely collected local statistics (e.g. quality of life, health status, unemployment, crime, air quality, educational attainment, transport etc.)
- Local research/ Surveys of local conditions
- Community profiles

Wider Evidence

- Published Research, including evidence about similar proposals implemented elsewhere (e.g. Case Studies).
- Predictions from local or national models
- Locally commissioned research by statutory/voluntary/private organisations

Expert Opinion

- Views of residents and professionals with local knowledge and insight

*Note that the boxes will expand as required

Guidance: Outcome of the Assessment

On reflection, what is your overall assessment of the activity?

The purpose of conducting this assessment is to offer an opportunity to think, reflect and **improve** the proposed activity. It will make sure that the Council can evidence that it has considered its due regard to equality and health & wellbeing to its best ability.

It is not expected that all proposals will be immediately without negative impacts! However, where these arise, what actions can be taken to mitigate against potential negative effects, or further promote the positive impacts?

Please tick one of the 3 boxes in this section to indicate whether you think:

1. all equality and health impacts are adequately addressed in the activity – proceed with your activity pending all other relevant approval processes
2. the assessment identified some negative impacts which could be addressed – please complete the Action Plan in Section 4.
3. If the assessment reveals some significant concerns, this is the time to stop and re-think, making sure that we spend our Council resources wisely and fairly. There is no shame in stopping a proposal.

*Note that the boxes will expand as required

Guidance: Action Plan

For each protected characteristic/health & wellbeing impact where an impact on people or their lives has been identified, complete one row of the action plan. You can add as many further rows as required.

State whether the impact is Positive or Negative

Briefly outline the actions that can be taken to mitigate against the negative impact or further enhance a positive impact. These actions could be to make changes to the activity itself (service, proposal, strategy etc.) or to make contingencies/alterations in the setting/environment where the activity will take place.

For example, might staff need additional training in communicating effectively with people with learning difficulties, if a new service is opened specifically targeting those people? Is access to the service fair and equitable? What will the impact on other service users be? How can we ensure equity of access to the service by all users? Will any signage need changing? Does the building where the service being delivered comply with disability regulations?

Guidance: Review

Changes happen all the time! A service/strategy/policy/activity that is appropriate at one time, may no longer be appropriate as the environment around us changes. This may be changes in our population, growth and makeup, legislative changes, environmental changes or socio-political changes.

Although we can't predict what's going to happen in the future, a review is recommended to ensure that what we are delivering as a Council is still the best use of our limited resources. The timescale for review will be dependent on the scale of the activity.

A major financial investment may require a review every 2-3 years for a large scale regeneration project over 10-15 years.

A small policy change may require a review in 6 months to assess whether there are any unintended outcomes of such a change.

Please indicate here how frequently it is expected to review your activity and a brief justification as to why this timescale is recommended.

Appendix 2. Health & Wellbeing Impact Tool

Will the activity/service/policy/procedure affect any of the following characteristics? Please tick/check the boxes below

The following are a range of considerations that might help you to complete the assessment.

Lifestyle YES <input type="checkbox"/> NO <input checked="" type="checkbox"/>	Personal circumstances YES <input checked="" type="checkbox"/> NO <input type="checkbox"/>	Access to services/facilities/amenities YES <input type="checkbox"/> NO <input checked="" type="checkbox"/>
<input type="checkbox"/> Diet <input type="checkbox"/> Exercise and physical activity <input type="checkbox"/> Smoking <input type="checkbox"/> Exposure to passive smoking <input type="checkbox"/> Alcohol intake <input type="checkbox"/> Dependency on prescription drugs <input type="checkbox"/> Illicit drug and substance use <input type="checkbox"/> Risky Sexual behaviour <input type="checkbox"/> Other health-related behaviours, such as tooth-brushing, bathing, and wound care	<input type="checkbox"/> Structure and cohesion of family unit <input type="checkbox"/> Parenting <input type="checkbox"/> Childhood development <input type="checkbox"/> Life skills <input type="checkbox"/> Personal safety <input type="checkbox"/> Employment status <input type="checkbox"/> Working conditions <input type="checkbox"/> Level of income, including benefits <input type="checkbox"/> Level of disposable income <input type="checkbox"/> Housing tenure <input checked="" type="checkbox"/> Housing conditions <input type="checkbox"/> Educational attainment <input type="checkbox"/> Skills levels including literacy and numeracy	<input type="checkbox"/> to Employment opportunities <input type="checkbox"/> to Workplaces <input type="checkbox"/> to Housing <input type="checkbox"/> to Shops (to supply basic needs) <input type="checkbox"/> to Community facilities <input type="checkbox"/> to Public transport <input type="checkbox"/> to Education <input type="checkbox"/> to Training and skills development <input type="checkbox"/> to Healthcare <input type="checkbox"/> to Social services <input type="checkbox"/> to Childcare <input type="checkbox"/> to Respite care <input type="checkbox"/> to Leisure and recreation services and facilities
Social Factors YES <input checked="" type="checkbox"/> NO <input type="checkbox"/>	Economic Factors YES <input checked="" type="checkbox"/> NO <input type="checkbox"/>	Environmental Factors YES <input checked="" type="checkbox"/> NO <input type="checkbox"/>
<input type="checkbox"/> Social contact <input type="checkbox"/> Social support <input type="checkbox"/> Neighbourliness <input type="checkbox"/> Participation in the community <input type="checkbox"/> Membership of community groups <input checked="" type="checkbox"/> Reputation of community/area <input type="checkbox"/> Participation in public affairs <input checked="" type="checkbox"/> Level of crime and disorder <input checked="" type="checkbox"/> Fear of crime and disorder <input checked="" type="checkbox"/> Level of antisocial behaviour <input checked="" type="checkbox"/> Fear of antisocial behaviour <input type="checkbox"/> Discrimination <input type="checkbox"/> Fear of discrimination <input checked="" type="checkbox"/> Public safety measures <input checked="" type="checkbox"/> Road safety measures	<input type="checkbox"/> Creation of wealth <input type="checkbox"/> Distribution of wealth <input type="checkbox"/> Retention of wealth in local area/economy <input type="checkbox"/> Distribution of income <input type="checkbox"/> Business activity <input type="checkbox"/> Job creation <input checked="" type="checkbox"/> Availability of employment opportunities <input type="checkbox"/> Quality of employment opportunities <input type="checkbox"/> Availability of education opportunities <input type="checkbox"/> Quality of education opportunities <input type="checkbox"/> Availability of training and skills development opportunities <input type="checkbox"/> Quality of training and skills development opportunities <input type="checkbox"/> Technological development <input type="checkbox"/> Amount of traffic congestion	<input type="checkbox"/> Air quality <input type="checkbox"/> Water quality <input type="checkbox"/> Soil quality/Level of contamination/Odour <input type="checkbox"/> Noise levels <input type="checkbox"/> Vibration <input checked="" type="checkbox"/> Hazards <input checked="" type="checkbox"/> Land use <input type="checkbox"/> Natural habitats <input type="checkbox"/> Biodiversity <input checked="" type="checkbox"/> Landscape, including green and open spaces <input checked="" type="checkbox"/> Townscape, including civic areas and public realm <input type="checkbox"/> Use/consumption of natural resources <input type="checkbox"/> Energy use: CO2/other greenhouse gas emissions <input checked="" type="checkbox"/> Solid waste management <input type="checkbox"/> Public transport infrastructure